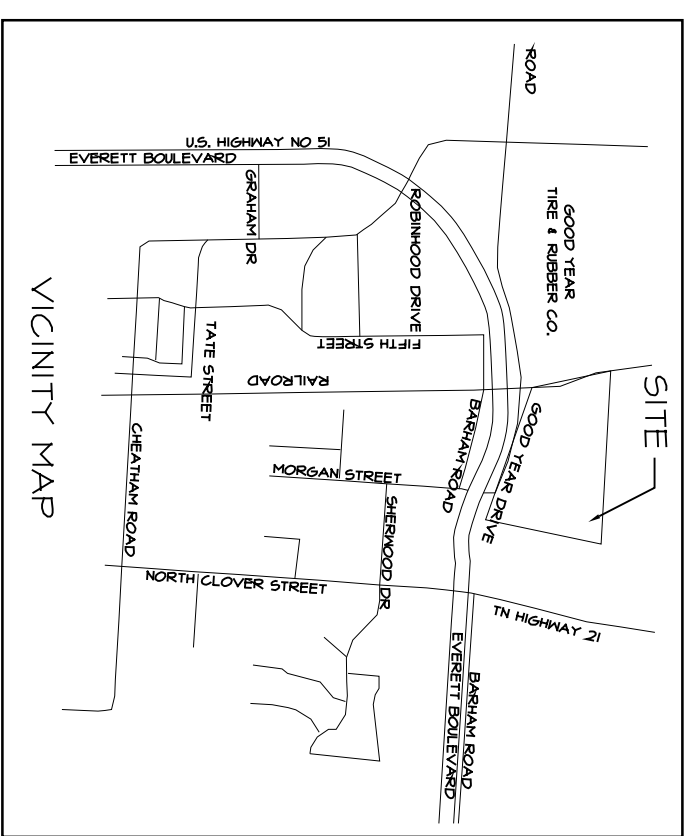


**GENERAL NOTES**

1. THE CONTRACTOR SHALL OBTAIN FROM THE OWNER COPIES OF ALL AVAILABLE REGULATORY AGENCY PERMITS AND LOCAL AGENCY PERMITS.
2. ALL CONSTRUCTION PROJECTS 1 ACRE OR MORE IN SIZE THAT DISCHARGE TO OFFSITE AREAS ARE REQUIRED TO ABIDE BY NATIONAL POLLUTION DISCHARGE ELIMINATION SYSTEM (NPDES) REQUIREMENTS. THE IMPLEMENTATION FOR THIS NEW REQUIREMENT INCLUDE THOSE PROJECTS WHERE CONSTRUCTION IS RESPONSIBLE FOR PREPARING THE STORMWATER POLLUTION PREVENTION PLAN (SWPPP) AND SUBMITTING NPDES NOTICE OF INTENT (NOI) AND NOTICE OF TERMINATION (NOT) NOTICES TO THE EPA OR LOCAL STATE AGENCY HAVING JURISDICTION OVER THE NPDES PROGRAM. THE CONTRACTOR SHALL KEEP ONSITE A COPY OF THE SWPPP, NOI, AND WATER MANAGEMENT DISTRICT PERMITS ISSUED TOGETHER WITH THE INSPECTION REPORTS AND CURRENT PLANS, INCLUDING ANY MODIFICATIONS REQUIRED.
3. THE CONTRACTOR SHALL USE THE GEOMETRY PROVIDED ON THE CONSTRUCTION PLANS. DEMARKING INSPECTION SHALL BE PROVIDED BY THE CONTRACTOR. THE ENGINEER'S INSPECTION SHALL BE PROVIDED BY THE ENGINEER. FIELD MEASUREMENTS AND CONSTRUCTION PLAN INFORMATION SHALL BE BROUGHT TO THE ATTENTION OF THE ENGINEER IMMEDIATELY.
4. BASE SURVEY INFORMATION INCLUDING, BUT NOT LIMITED TO ELEVATIONS, EASEMENTS, RIGHTS OF WAY, AND OTHER TOPOGRAPHIC INFORMATION HAS BEEN PREPARED BY OTHER PROFESSIONALS. MICHAEL BRADY, INC. ASSUMES NO RESPONSIBILITY FOR THE ACCURACY OF THIS INFORMATION.
5. THIS SET OF PLANS MAY CONTAIN PERMITS PREPARED BY OTHER PROFESSIONALS. MICHAEL BRADY, INC. IS NOT RESPONSIBLE FOR DRAWINGS PREPARED BY OTHER PROFESSIONALS.
6. PROTECT BENCHMARKS, PROPERTY CORNERS, AND OTHER SURVEY MONUMENTS FROM DAMAGE OR DISPLACEMENT. IF MARKER NEEDS TO BE REMOVED IT SHALL BE REFERENCED BY LICENSED LAND SURVEYOR AND REPLACED AS NECESSARY, BY SAME.

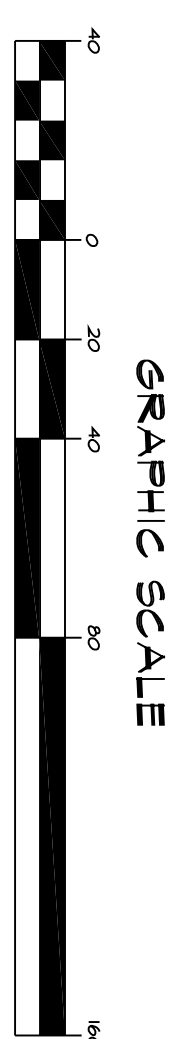


**SITE NOTES**

1. ASPHALT PAVING (PARKING AREA) 6" BASE COURSE  
2. 1 1/2" BINDER COURSE 1 1/2" TOP COURSE  
SEE DTL. 11/C12
2. HEAVY DUTY ASPHALT PAVING 8" BASE COURSE  
2. 1 1/2" BINDER COURSE 1 1/2" TOP COURSE  
SEE DTL. 11/C12
3. 6" HIGH EXTRUDED CONCRETE CURB, SEE DTL. 5A12/C12
4. 4" WIDE PAINTED STRIPES, WHITE
5. 4" THICK CONCRETE WALK WITH 6 x 6 IO/IO MESH ON 4" GRAVEL BASE. PROVIDE CONTROL JOINTS AT 5'-0" O.C. MAX. EXPANSION JOINTS TO BE AT 30'-0" O.C. MAX. AT ALL CHANGES IN DIRECTION AND AT BUILDING. SEE DTLS. 23, AND 5 C12.
6. PAINTED HANDICAP SYMBOL, SEE DETAIL 6/C12
7. HANDICAP PARKING SIGNAGE, SEE DETAIL 4/C12
8. AREA TO BE SEEDED
9. NEW DIMPSTER ENCLOSURE - SEE DETAIL 2/C13
10. WHEEL STOPS, SEE DETAIL 6/C13
11. CONCRETE STAIRS, SEE DETAIL 4/C13
12. LANDSCAPE AREA
13. LIGHT FIXTURE
14. 6" CONCRETE PAVING WITH 6X6X24/24 WELDED WIRE MESH ON 6" CRUSHED STONE BASE. PROVIDE CONTRACTION JOINTS AT 12'-6" PERPENDICULAR TO TRAFFIC FLOW AND 20'-0" PARALLEL TO TRAFFIC FLOW.
15. RIP RAP SEE DETAIL IN DWG. C12
16. IOXIO® CONCRETE TRANSFORMER PAD
17. TACTILE WARNING SYSTEM, SEE DETAIL 10/C12
18. CONCRETE BOLLARD, SEE DETAIL B/C13
19. CURB AT CONCRETE

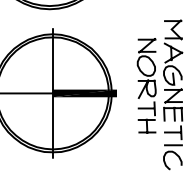
**GENERAL NOTES**

1. G.G. IS TO COORDINATE THE BUILDING FOUNDATION PLAN WITH THE SITE PLAN C11 AND THE GRADING PLAN C21. VERIFY ALL DIMENSIONS AND ELEVATIONS PRIOR TO CONSTRUCTION, AND NOTIFY ARCHITECT OF ANY DISCREPANCIES BEFORE START OF CONSTRUCTION.
2. SEE SITE UTILITY PLAN SHEET C41 FOR LOCATIONS OF NEW WATERS LINE AND SANITARY SEWER LINE.
3. SEE ELECTRICAL SITE PLAN SHEET E511 FOR LOCATIONS OF NEW SITE LIGHTING. G.C. TO COORDINATE E511 WITH C11.



**DIMENSIONING PLAN**

SCALE: 1" = 40'



THIS DRAWING HAS BEEN ISSUED FOR REVIEW ONLY. FOR PERMITTING ONLY. SCHEMATIC DESIGN. NOT FOR CONSTRUCTION DOCUMENTS.

Drawing Title: DIMENSIONING PLAN

A NEW:

SPECULATIVE INDUSTRIAL BUILDING #2 FOR UNION CITY, TN HWY 21 AND HWY 51 UNION CITY, TENNESSEE 38261

Date: 07/12/07  
 Designed By: T.Z.  
 Drawn By: MAG  
 Reviewed By: M.V.G  
 Comm. No. 07202

Revisions:  
 REVISION #1 7/25/07  
 REVISION #3 08/19/07

Sheet: C11  
 of C11

**Michael Brady**  
 Architecture Engineering Interiors

Phone: (865) 584-0999  
 299 N. Weisgarber Rd.  
 www.mbrarch.com

Fax: (865) 584-5213  
 Knoxville, TN, 37919  
 mbi@mbrarch.com

THE DESIGN PROFESSIONAL ASSUMES NO LIABILITY FOR ANY ERRORS OR OMISSIONS IN THIS DOCUMENT. THE DESIGN PROFESSIONAL'S LIABILITY IS LIMITED TO THE DESIGN SERVICES PROVIDED. THE DESIGN PROFESSIONAL'S LIABILITY DOES NOT EXTEND TO ANY OTHER SERVICES PROVIDED. ANY ERRORS, OMISSIONS, OR NEGLIGENCE SHALL BE THE SOLE RESPONSIBILITY OF THE DESIGN PROFESSIONAL. ONE CONSULTING FEE WILL BE CHARGED FOR ANY CORRECTIONS REQUIRED AND ALL FEES ARE NON-REFUNDABLE.

Copyright © MICHAEL BRADY INC., 2007